



Blocks: verso il Site Editing e oltre! 🚀



@gigitux



@gigitux



@gigitux

Luigi Teschio

Senior Software Engineer @Automattic



Agenda

- Core Blocks
- Blocco Base
- Site Editor
- Iniziare con lo sviluppo di un blocco



I blocchi sono la base che usiamo per creare pagine sul Web moderno. Sono sezioni rettangolari che contengono una serie di features e funzioni. A volte vengono chiamati anche componenti o widget

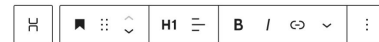
[Block Protocol](#)



Core Blocks

Core Blocks

- Testo
- Media
- Immagine



Say Hello to
Gutenberg,
the
WordPress
Editor



Document Block X

Heading

Introduce new sections and organize content to help visitors (and search engines) understand the structure of your content.

Color

- Text
- Background
- Link

Typography

SIZE

Level 6

APPEARANCE



Photo by Jeff King on Unsplash



Document Block X

Image

Insert an image to make a visual statement.

Styles

Default Rounded

Settings

ALT TEXT (ALTERNATIVE TEXT)

Describe the purpose of the image. Leave empty if the image is purely decorative.

IMAGE SIZE

Thumbnail

Border

MOBA: Museum of Block Art



Birds

Made by Ana Segota using the following materials: Group block, Columns block, Image block, Spacer block, Heading block, Paragraph block.



Esempio di blocco base



Blocco base - Editor



Ciao WordCamp Italia!

Hello World, step 1 (from the editor).





Blocco base - Frontend

[gutenberg-examples](#)

Sample Page

Ciao WordCamp Italia!

Hello World, step 1 (from the frontend).

October 10, 2022 admin [Uncategorized](#)



Blocco base - block.json

```
{  
  "$schema": "https://json.schemastore.org/block.json",  
  "apiVersion": 2,  
  "name": "gutenberg-examples/example-01-basic-esnext",  
  "title": "Example: Basic (ESNext)",  
  "textdomain": "gutenberg-examples",  
  "icon": "universal-access-alt",  
  "category": "layout",  
  "example": {},  
  "editorScript": "file:./index.js"  
}
```



Blocco base - index.php

```
function gutenber_examples_01_esnext_register_block() {  
    register_block_type( __DIR__ );  
}  
add_action( 'init', 'gutenber_examples_01_esnext_register_block' );
```

Blocco base - index.js

```
export const blockStyle = {
  backgroundColor: '#900',
  color: '#fff',
  padding: '20px',
};

registerBlockType(name, {
  edit: () => {
    const blockProps = useBlockProps({ style: blockStyle });
    return (
      <div {...blockProps}>Hello World, step 1 (from the editor)</div>
    );
  },
  save: () => {
    const blockProps = useBlockProps.save({ style: blockStyle });
    return (
      <div {...blockProps}>Hello World, step 1 (from the frontend)</div>
    );
  },
});
```



Blocco base - database

		ID	post_author	post_date	post_date_gmt	post_content	post_title	post_excerpt	post_status
<input type="checkbox"/>	Edit Copy Delete	8	1	2022-10-10 20:26:21	2022-10-10 20:26:21	<!-- wp:gutenberg-examples/example-01-basic --> <p style="background-color:#900;color:#fff;padding:20px" class="wp-block-gutenberg-examples-example-01-basic">Hello World, step 1 (from the frontend).</p> <!-- /wp:gutenberg-examples/example-01-basic -->	Ciao WordCamp Italia!		publish



“WordPress is software designed for everyone, emphasizing accessibility, performance, security, and ease of use.”

- [WordPress motto](#)



70%

delle nuove applicazioni saranno sviluppate con no-code tool nel 2050

[Zapier Report](#)



Site Editor

La modalità di modifica completa del sito (o “FSE”) consiste in una raccolta di funzionalità intercorrelate che sblocca la possibilità di modificare l’intero sito usando i blocchi. Questa opzione ti consente di sfruttare l’esperienza familiare e flessibile dell’editor a blocchi in più punti.

Full Site Editor

- 🙌 Page Builder
- 💪 Soluzioni custom
- ✨ UI/UX coerente



















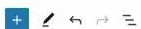
A screenshot of a web browser displaying the Lighthouse audit results for <https://wordpress.org/>. The browser's address bar shows the URL and the time 16:36:54. The Lighthouse interface shows five categories with scores: Performance (100), Accessibility (100), Best Practices (100), SEO (100), and PWA (1). The PWA score is represented by a horizontal bar that is almost empty. The background of the Lighthouse interface is dark with a colorful particle effect.

Category	Score
Performance	100
Accessibility	100
Best Practices	100
SEO	100
PWA	1

Templates

Add New

Single Post Displays a single post.	 Wabi
404 Displays when no content is found.	 Wabi
Blank	 Wabi
Search Displays search results.	 Wabi
Index Displays posts.	 Wabi
Page Displays a single page.	 Wabi
Archive Displays post categories, tags, and other archives.	 Wabi
Products by Tag Displays products filtered by a tag.	 WooCommerce
Products by Category Displays products filtered by a category.	 WooCommerce
Single Product Displays a single product.	 WooCommerce
Product Search Results Displays search results for your store.	 WooCommerce
Product Catalog Displays your products.	 WooCommerce



Latest



WordPress Pennant

\$11.05

SSSSS

Buy on the WordPress swag store!



Logo Collection

\$18.00 — \$45.00

[View products](#)



Beanie with Logo

~~\$20.00~~ \$18.00

[Add to cart](#)



T-Shirt with Logo

\$18.00

[Add to cart](#)

← 1 2 3 4 5 →

Order by **Most recent**



WordPress Pennant

SSSSS

admin

| September 21, 2022


This is one of the best product that I bought

- Clothing (14)
 - Accessories (5)
 - Hoodies (3)
 - Tshirts (5)
- Decor (1)
- Music (2)



Creare un blocco

```
npx @wordpress/create-block —wp-env
```





<https://developer.wordpress.org/plugins/wordpress-org/block-specific-plugin-guidelines/>

<https://wordpress.org/plugins/developers/block-plugin-validator/>

<https://wordpress.org/plugins/developers/add/>





Grazie!

WP Slack: gigitux

Github: gigitux

Email: gigitux@gmail.com

Gutenberg Repo: <https://github.com/WordPress/gutenberg>